
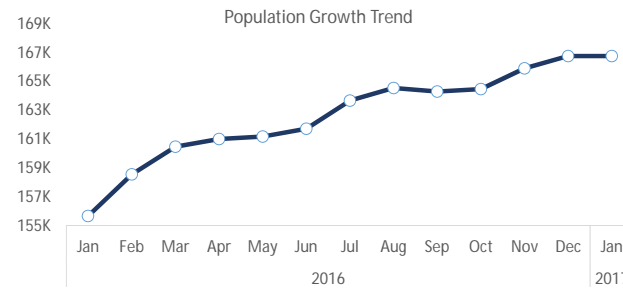


UNHCR Rwanda Monthly Population Statistics

Statistics as of: January 31 2017

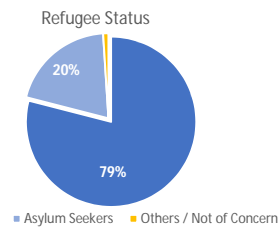
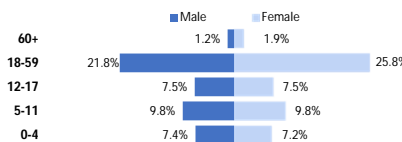


	166,770	Total Population
	157,037	Individually Registered
	8,802	Congolese Asylum Seekers * (Inactive)
	931	Group Registered * (In RCs)
	668	Individually Registered in January

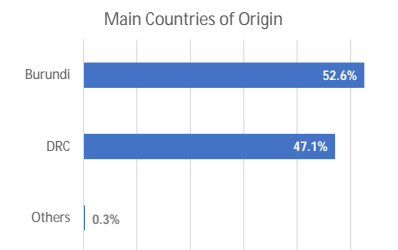


	Group Registered	Individually Registered	Total Households
Kigeme		19,548	3,826
Gihembe		12,654	2,917
Kiziba		17,166	3,526
Nyabiheke		14,300	2,817
Mugombwa		8,810	2,005
Kigali		29,024	13,298
Bugesera RC	275		118
Nyanza RC	170		76
Nyagatare TC	-	-	-
Gatore RC	286		265
Huye	200	3,073	1,111
Mahama		52,462	18,660

Age	0-4	5-11	12-17	18-59	60+	Total	%
Female	11,294	15,425	11,846	40,441	3,018	82,024	52.2%
Male	11,581	15,410	11,806	34,294	1,922	75,013	47.8%
Total	22,875	30,835	23,652	74,735	4,940	157,037	
	14.6%	19.6%	15.1%	47.6%	3.1%		Average family size: 3.2



Country of Origin	0 - 4 years		5 - 11 years		12 - 17 years		18 - 59 years		60+ years		Total
	F	M	F	M	F	M	F	M	F	M	
Afghanistan									1		1
Angola	1						4		1		6
Burundi	5,906	6,166	7,668	7,786	5,276	5,574	20,907	21,487	1,139	645	82,554
Belgium									1		1
Central African Rep.		1							1		2
Chad					1		2		3		7
DR Congo	5,373	5,398	7,737	7,601	6,559	6,224	19,196	12,771	1,872	1,271	74,002
Eritrea			1	1			1	10			13
Ethiopia								4			4
Guinea								1			1
Haiti		1									1
Kenya							1				1
Rwanda	13	13	17	18	11	5	327	11	7	3	425
Somalia		1	1	1		3			1		8
South Sudan								2			2
Tanzania	1		1	1							3
Uganda		1		1			2	1		1	6
Total	11,294	11,581	15,425	15,410	11,846	11,806	40,441	34,294	3,018	1,922	157,037

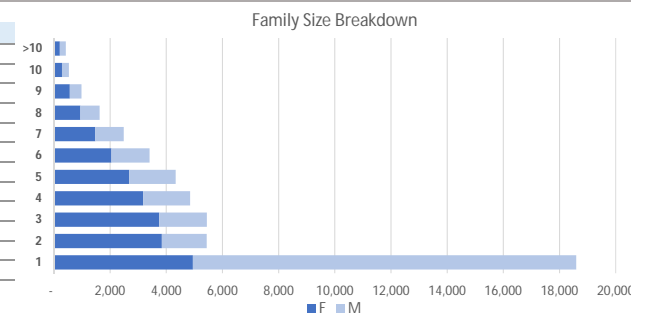


Specific Needs	Count
Specific needs identified	17,915

Individuals with specific needs make up 11% of the population

DR Congo	Count	%
North Kivu	64,061	86.6%
South Kivu	7,534	10.2%
Katanga	1,664	2.2%
Maniema	149	0.2%
Orientale	100	0.1%
Kinshasa	79	0.1%
Kasai O.	20	0.0%
Bandundu	18	0.0%
Equateur	11	0.0%
Other	366	0.5%
Total	74,002	

Burundi	Count	%
Kirundo	35,688	43.2%
Bujumbura M.	29,577	35.8%
Muyinga	7,754	9.4%
Ngozi	3,209	3.9%
Karuzi	1,178	1.4%
Kayanza	909	1.1%
Cibitoke	893	1.1%
Gitega	583	0.7%
Ruyigi	522	0.6%
Bubanza	479	0.6%
Other	1,762	2.1%
Total	82,554	



COO Rwanda represents spouses of registered refugees

*Congolese asylum seekers and the group registered individuals are not included in the demographic and other breakdowns

For More Information: <http://data.unhcr.org/drc/country.php?id=182> and <http://data.unhcr.org/burundi/country.php?id=182>